




CAMBRIDGE
UNIVERSITY PRESS



CAMBRIDGE ENGLISH
Language Assessment
Part of the University of Cambridge



Home **FUN** booklet



Melissa Owen

1

For the revised Cambridge English: Young Learners (YLE)

Cambridge University Press

www.cambridge.org/elt

Cambridge English Language Assessment

www.cambridgeenglish.org

Information on this title: www.cambridge.org/9781316617014

© Cambridge University Press 2016

This publication is in copyright. Subject to statutory exception and to the provisions of relevant collective licensing agreements, no reproduction of any part may take place without the written permission of the publishers.

First published 2011

Second edition 2017

20 19 18 17 16 15 14 13 12 11 10 9 8 7 6 5 4 3 2 1

Printed in Malaysia by Vivar Printing

A catalogue record for this publication is available from the British Library

ISBN 978-1-316-61701-4 Student's Book with online activities and Home Fun booklet

ISBN 978-1-316-61706-9 Teacher's Book with Audio

ISBN 978-1-316-61712-0 Presentation Plus

The publishers have no responsibility for the persistence or accuracy of URLs for external or third-party internet websites referred to in this publication, and do not guarantee that any content on such websites is, or will remain, accurate or appropriate. Information regarding prices, travel timetables, and other factual information given in this work is correct at the time of first printing but the publishers do not guarantee the accuracy of such information thereafter.




CAMBRIDGE
UNIVERSITY PRESS



CAMBRIDGE ENGLISH
Language Assessment
Part of the University of Cambridge



Home FUN booklet



Melissa Owen

Letter to parents

Dear parents,

Welcome to *The Home Fun Booklet*! We hope you will use the activities inside to help your child practise English at home and with their friends.

Your child will bring home this booklet to practise with you what they have learned in class. You don't need to be an English expert to help your child with these activities. All the answers and audio recordings are online at <http://www.cambridge.org/funresources> . Have fun and keep practising with your child. Try to use the vocabulary here in everyday life and games and don't worry about making mistakes. On pages 7, 11, 15, 19 and 23 you will see this tree:



This tree shows how your child's knowledge will grow and progress through the units. Ask your child to read the 'I can...' sentences in the tree and to think about what they say. They can colour in the leaves green, orange or red when they agree – try to say 'Well done!'

The *Let's have fun!* pages (24-25) feature activities that develop language, mathematical, digital, social, learning and cultural skills useful for modern life. Look for the following signs next to activities in the booklet to show which of these skills your child is developing:



language



mathematics and science



digital



social and civic



learning to learn



culture



write/draw your own ideas

The picture dictionary at the end of the booklet (pages 26-31) is for your child to write in through the year. Ask them to write the words they know from all the topics. Make sure they can see they are progressing!

This booklet helps to prepare children for the Cambridge English: Young Learners tests which are a great way to give your child more confidence in English and reward their learning. For more information, please go to: <http://www.cambridgeenglish.org/exams/young-learners-english/> .

We hope both you and your child enjoy using this booklet and have fun!

The Cambridge Team

Download




the Word FUN World app



Contents

Numbers	4
Toys	6
Family	8
School	10
Review	12
Animals	14
Home	16
Sports	18
Food	20
Review	22
Let's have fun!	24
Picture dictionary	26



Melissa Owen

Numbers

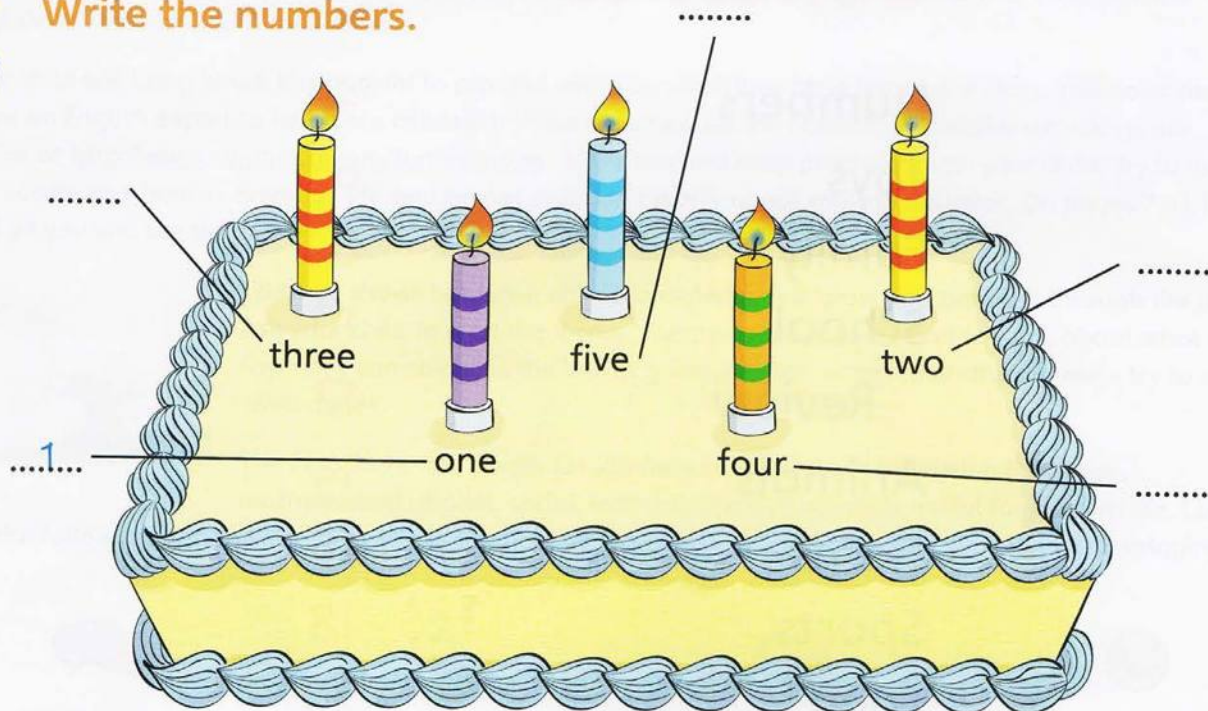


jellyfish

boat

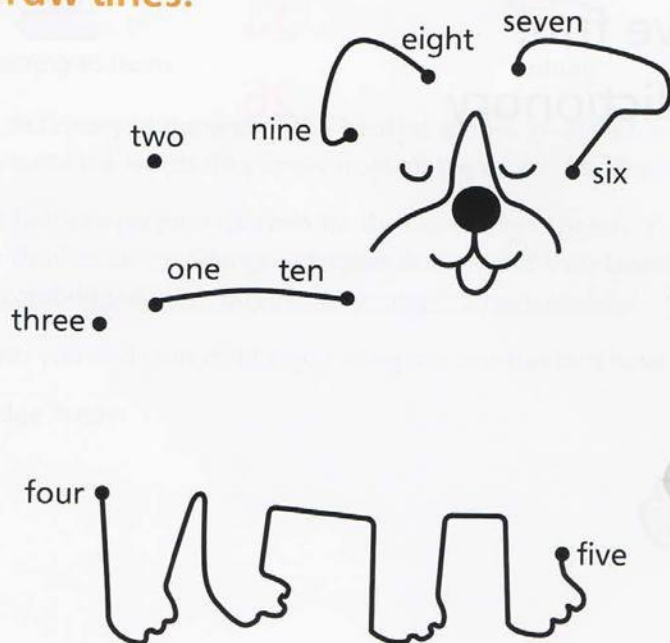
A

Write the numbers.



B

Draw lines.





Draw lines.

1

4

2

6

3

1

4

7

5

8

6

5

7

3

8

9

9

2

10

10



Blank box for drawing.



Toys



A Read and draw lines.



1

I've got a kite.



2

I've got a bike.



3

I've got a bat.




4

I've got a doll.



5

I've got a guitar.



B Look and write.

green truck red blue guitar bat



1



2



3



4



1 I've got a guitar.
It's red.


2 I've got a
It's

3 I've got a
It's

4 I've got a
It's




C Fun at home Read and colour the answers yellow and green.




How old are you?


My name's Pat.



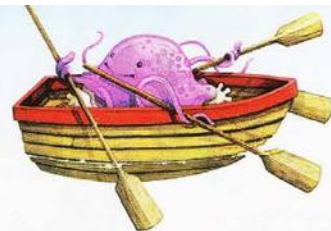
I'm 8.

Ask your friends and family.

		
What's your name? <u>My name's Pat</u>	What's your name? <u>My name's</u>	What's your name? <u>My name's</u>
How old are you? <u>I'm 8</u>	How old are you? <u>I'm</u>	How old are you? <u>I'm</u>



Family



A Circle the family words.



grandpa mum pencil dad present
green sister teacher balloon brother blue



This is my family.



B Draw lines.

1

This is my mum.

2

This is my sister.

3

This is my brother.

4

This is my dad.


5

This is my grandpa.



C

Draw and write.



School



A Put a tick (✓) or a cross (✗) in the box.

A あ

1 This is a poster.



4 This is a classroom.



2 This is a book.



5 This is a bag.



3 This is an eraser.



B Read, colour and write.



	Hugo	Me
school bag	red
ruler	blue
pencils	yellow
crayons	pink
book	brown

C




2

Listen and follow.



START



D



3

Listen and colour.



I can write colours.



I can listen and colour.



I can say classroom words.


I know family words.



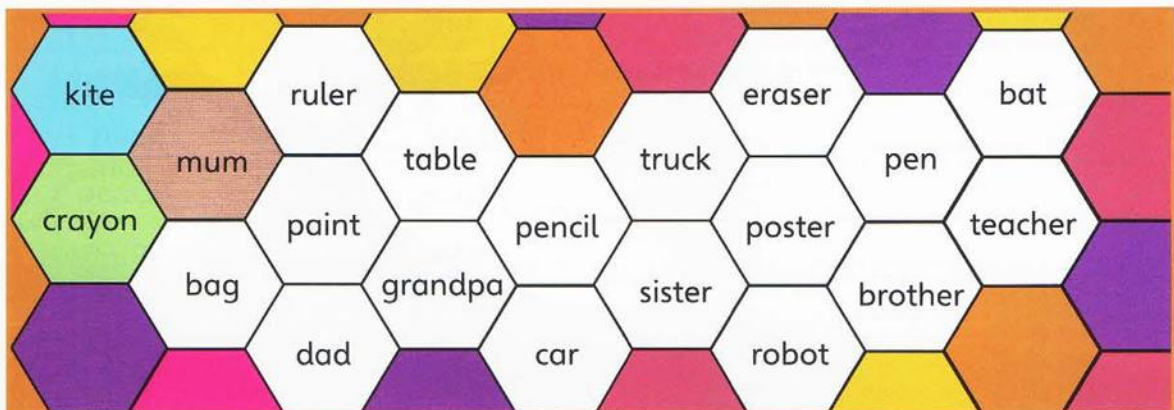
Review



A Draw lines.



B Colour the school words **green**.
Colour the family words **brown**.
Colour the toy words **blue**.



C

Fun at home Look and draw lines. Tell your family.



teacher bag robot poster doll table ruler



Animals

A Look and write.



1



o g d
 dog
 e t h p e l a n
 elephant

3



c o d r i c o l e

 d k c u

2



i h o p p

 m n o e k y

4



.....

B Look, read and write.

	 swim	 jump	 run	 fly
monkey	✗	✓	✓	✗
elephant	✓	✗	✓	✗
duck	✓	✓	✓	✓
crocodile	✓	✗	✓	✗

1



I can jump
 I can't fly

3



I can
 I can't

2



I can
 I can't

4



I can
 I can't



C

Fun at home Think of an animal. Play the game.



I am yellow.
I can swim.
I can fly.

You're a duck!



I can remember
school words.



I can say what's
in a classroom.



I can write
animal
words.



I can talk
about
animals.



Home

A Circle the correct answer.



Where's my robot?



- 1 The robot is in / under / on the table.
- 2 The robot is next to / under / on the armchair.
- 3 The robot is next to / in / on the cupboard.
- 4 The robot is next to / in / under the computer.

B Draw your toy. Write.

















The is the desk.



C

Count and write.



5				
4				
3				
2				
1				



How many lamps have I got?

- 1 Jill has got five lamps.....
- 2 Jill has got three
- 3 Jill has got two
- 4 Jill has got four

D

What's in your house? Draw and write.

5				
4				
3				
2				
1				



How many chairs have you got?

- 1 I've got
- 2 I've got
- 3 I've got
- 4 I've got



lamps



sofas




tables



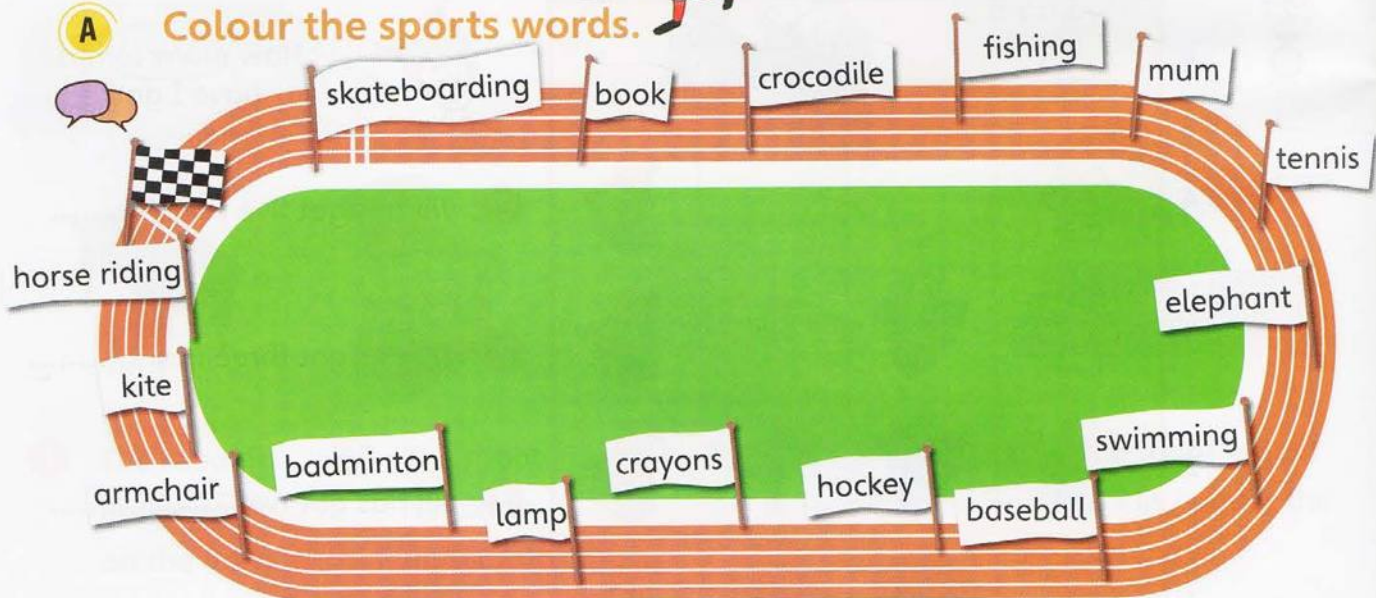
armchairs



Sports



A Colour the sports words.




B Look and write.



- 1 I like horse riding.
- 2 I like
- 3 I like



- 1 I like baseball.....
- 2 I like
- 3 I like



- 1 I like
- 2 I like
- 3 I like



C



Listen and draw lines.

4



1



2



3



4



-  = 😊
-  = 😐
-  = ☹️



I can say the sports I like.



I can talk about my home.



I can write sports words.



I can count things in my house.



Food

A Read and draw lines.



1



2



3



4



B Draw your food and write.



My shopping list

- ☆ grapes
- ♡ chicken
- ☆ oranges
- ♡ carrots
- ☆ tomatoes
- ♡ chocolate
- ☆ apples
- ♡ meatballs

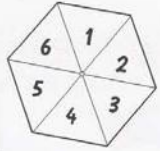


I like and



C

Fun at home Go online and make a spinner. Play the game!



Review


A Read, write and colour.



I can see...

- 1 one black computer.....
- 2 two brown
- 3 three blue
- 4 four purple
- 5 five yellow

B Where are you? Draw you and your family.



We're at



Five words!
Well done!

C Fun at home Write five words. Play the game!

	A	B	C	D
1				
2				
3	apple			
4				

1D?

Yes, it's apple.
A-P-P-L-E.




No, sorry. Put a cross.

3A?



- = 😊
- = 😐
- = ☹️



Let's have fun!

A Fun at home Ask your friend three questions. Make a video.



B Where can you help? Draw lines.



shops

school



home

park





C Take photos of three signs you see in English.



D What's the first letter? Write and draw the toys.



1



bike

B



apple

A




lamp

L



lamp

L



2









3









4












Picture dictionary

Animals



bear



The body and the face



arm



Clothes



bag



Colours



black



Family and friends



.....baby.....



Food and drink




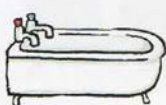
.....apple.....



The home



armchair




Places



park



School



board



X



✓

Sports and leisure



badminton



Time




..birthday..



Toys



alien



Transport




boat



The world around us



sea



Acknowledgements

The author would like to send her love and thanks to her family.

The author and publisher would like to thank the ELT professionals who commented on the material at different stages of development: Karen Elliott, Spain; Mark Manning, Spain; Alice Soydas, Turkey.

Design and typeset by Wild Apple Design.

Cover design and header artwork by Chris Saunders (Astound).

Audio production by Hart McLeod, Cambridge.

The authors and publishers acknowledge the following sources of copyright material and are grateful for the permissions granted. While every effort has been made, it has not always been possible to identify the sources of all the material used, or to trace all copyright holders. If any omissions are brought to our notice, we will be happy to include the appropriate acknowledgements on reprinting.

The publishers are grateful to the following for permission to reproduce copyright photographs and material:

Key: BL = Below Left, BR = Below Right, CL = Centre Left, CR = Centre Right, T = Top, TC = Top Centre, TL = Top Left.

p. 24 (T): AzmanL/iStock/Getty Images Plus/Getty Images; p. 24 (CL): Michael H/Photodisc/Getty Images; p. 24 (BL): Steve Debenport/E+/Getty Images; p. 24 (CR): Geri Lavrov/Photographer's Choice/Getty Images; p. 24 (BR): Moof/Cultura/Getty Images; p. 25 (TL): Rafael Elias/Moment/Getty Images; p. 25 (TC): JGI/Jamie Grill/Blend Images/Getty Images; p. 25 (bike): Philip Gatward/Dorling Kindersley/Getty Images; p. 25 (apple): Dorling Kindersley/Dorling Kindersley/Getty Images; p. 25 (lamp): Andy Crawford/Dorling Kindersley/Getty Images; p. 25 (ball): Dorling Kindersley/Dorling Kindersley/Getty Images; p. 25 (ice): Douglas Johns/StockFood Creative/Getty Images; p. 25 (kiwi): Sally Williams Photography/Photolibrary/Getty Images; p. 25 (elephant): Dave King/Dorling Kindersley/Getty Images; p. 25 (tennis): Highwaystarz-Photography/iStock/Getty Images Plus/Getty Images; p. 25 (egg): Alain Caste/StockFood Creative/Getty Images; p. 25 (rug): DEA/G. CIGOLINI/De Agostini Picture Library/Getty Images; p. 25 (orange): David Marsden/Photolibrary/Getty Images; p. 25 (television): tiridifilm/E+/Getty Images.

The authors and publishers are grateful to the following illustrators:

T = Top, B = Below, L = Left, R = Right, C = Centre

Laetitia Aynie (Sylvie Poggio Artists Agency) pp. 20, 21 and 28 (chocolate), 28 (sweets); Judy Brown (Beehive Illustration) pp. 4 (T), 26 (cat); David Banks pp. 26 (bird), 28 (lemon), 29 (radio), 31 (shell); Joanna Boccardo pp. 28 (rice), 31 (morning, night); Sasha Ediger pp. 26 (bee); Andrew Elkerton (Sylvie Poggio Artists Agency) pp. 14 (T, B), 15 (T), 26 (bear, duck,

giraffe, jellyfish, monkey, zebra), 27 (face), 28 (banana), 29 (box, flower, window), 31 (boat); Chris Embleton-Hall (Advocate Art) pp. 29 (bedroom, zoo), 30 (rubber); Chabe Escalante pp. 31 (tablet, train); Clive Goodyer pp. 27 (smile, watch), 29 (street), 30 (mouse, kick), 31 (truck); Dean Gray (Advocate Art) pp. 9, 19 (map); Andrew Hamilton pp. 19 (football), 21 (fruit), 26 (horse), 27 (dress, glasses, handbag, hat, jacket, jeans, shirt, shoe, skirt, sock, trousers), 29 (garden), 30 (keyboard), 31 (helicopter, plane); Kelly Kennedy (Sylvie Poggio Artists Agency) pp. 5 (hat), 6, 7, 10 (book), 11 (book, pencil), 12 (car), 21 (chips, pear), 26 (frog, lizard), 27 (nose), 28 (chips, pear), 29 (table, tree, park, shop), 30 (book, painting, paper, pencil, school, badminton, baseball, basketball, bat, bike, draw, football, guitar, hockey, kite, piano, read, sing), 31 (ball, doll, monster, robot, teddy bear, car, motorbike); Nigel Kitching pp. 10 (B), 27 (body and face), 30 (board); Marta Alvarez Miguens (Astound) pp. 18, 19 (children, swimming, tennis, skateboard), 22 (skateboard), 23 (Alice), 29 (playground), 30 (beach, fishing, skateboard, tennis racket); Dani Padron (Advocate Art) pp. 10, 11 (boy, bus, classroom, crayons, pen), 12 (ruler), 13 (classroom), 27 (bag, hat), 29 (computer), 30 (classroom, crayons, pen, poster, ruler, teacher), 31 (bus); Bill Piggins pp. 28 (milk), 29 (camera); Nina de Polonia (Advocate Art) pp. 21 (egg), 26 (polar bear), 28 (burger); David Pratt pp. 28 (coconut); Pip Sampson pp. 22 (room), 26 (chicken, cow, crocodile, elephant, goat, sheep), 28 (egg, fish, sausage, water), 29 (bath, bathroom, dining room, kitchen, mat, mirror, picture), 30 (bookcase), 31 (ship); Anthony Rule pp. 12 (juice); Chris Saunders (Astound) p. 1, house, jellyfish and tree images throughout; Melanie Sharp (Sylvie Poggio Artists Agency) pp. 8, 11 (paints), 12 (grandpa), 13 (Kim and brother), 14 (jump, run, swim), 15 (spider), 21 (apple), 26 (spider), 28 (brother, dad, grandpa, mum, sister, cake, chicken, ice cream, lemonade), 29 (clock, door, wall), 30 (bounce, catch, jump, run, table tennis, throw), 31 (birthday, alien, balloon, game, sun); Harriet Stanes (NB Illustration) pp. 16, 17, 22 (T), 28 (grandma), 29 (armchair, bed, desk, house, lamp, living room, sofa, TV); Jo Taylor (Sylvie Poggio Artists Agency) pp. 28 (baby, bread, onion, pea, pineapple); Alex Willmore (Astound) pp. 4 (dog), 5 (ball, children, dog, shoe, phone), 12 (dog), 14 (dog), 15 (Ben), 22 (shoe), 26 (dog), 27 (boot), 29 (phone); Sue Woollatt (GI Illustration) pp. 26 (hippo, tiger), 28 (watermelon), 31 (sea); Gaby Zermeno pp. 20, 21, 22 (pie), 23, 26 (donkey, fish, mouse, snake), 27 (shorts, T-shirt), 28 (apple, carrot, grapes, meatballs, orange, pie, potato, tomato).

Home FUN booklet

1

This *Home Fun Booklet* supports students on their *Cambridge English: Young Learners (YLE)* journey. It is a fun way to use English at home in real life situations.

- Practise the vocabulary for *Cambridge English: Starters*
- Have fun, be creative and play games in English with family and friends
- Record learned words in the picture dictionary

CEFR	Cambridge English Scale	Storyfun Level	Cambridge English Exam
A2	120-139	6	Cambridge English: Flyers (YLE Flyers)
		5	
A1	100-119	4	Cambridge English: Movers (YLE Movers)
		3	
	80-99	2	Cambridge English: Starters (YLE Starters)
		1	



This Home Fun booklet is the Storyfun 1 pack edition.



ISBN 978 1316 63589 6



ISBN 978 1 316 63191 1

ISBN 978-1-316-61701-4



9 781316 617014 >